

**Note:** Some designs in this collection may have been created using unique special stitches and/or techniques. To preserve design integrity when rescaling or rotating designs in your software, always rescale or rotate designs using the handles directly on-screen.



**FB470\_48 Cherry Blossoms Branch**  
4.43 X 2.80 in.  
112.52 X 71.12 mm  
11,102 St.



**FB471\_48 Cherry Blossoms Branch 2**  
3.14 X 6.10 in.  
79.76 X 154.94 mm  
15,416 St.



**FB472\_48 Cherry Blossoms Branch Large**  
4.84 X 7.94 in.  
122.94 X 201.68 mm  
25,446 St.



**FB473\_48 Cherry Blossoms Branch Small**  
1.34 X 4.13 in.  
34.04 X 104.90 mm  
6,463 St.



**FB474\_48 Cherry Blossoms Montage**  
4.61 X 4.14 in.  
117.09 X 105.16 mm  
13,560 St.



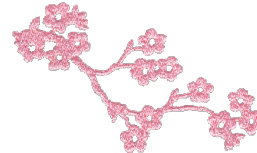
**FB475\_48 Blossoms Branch 1**  
2.60 X 6.51 in.  
66.04 X 165.35 mm  
9,858 St.



**FB476\_48 Blossoms Branch 2**  
3.76 X 2.06 in.  
95.50 X 52.32 mm  
5,336 St.




**FB477\_48 Blossoms Branch 3**  
3.44 X 1.45 in.  
87.38 X 36.83 mm  
4,721 St.



**FB478\_48 Delicate Cherry Blossoms 1**  
4.31 X 2.78 in.  
109.47 X 70.61 mm  
8,175 St.




**FB479\_48 Delicate Cherry Blossoms 2**  
3.80 X 1.64 in.  
96.52 X 41.66 mm  
5,449 St.




**FB480\_48 Delicate Cherry Blossoms Branch**  
3.25 X 5.01 in.  
82.55 X 127.25 mm  
10,808 St.



**FB481\_48 Eastern Florals**  
4.87 X 6.47 in.  
123.70 X 164.34 mm  
16,093 St.



**FB482\_48 Floral Pattern 1**  
2.54 X 2.53 in.  
64.52 X 64.26 mm  
3,619 St.




**FB483\_48 Floral Pattern 2**  
2.63 X 2.58 in.  
66.80 X 65.53 mm  
2,320 St.




**FB484\_48 Floral Pattern 3**  
2.63 X 2.33 in.  
66.80 X 59.18 mm  
3,838 St.



**FB485\_48 Floral Pattern 4**  
1.71 X 1.68 in.  
43.43 X 42.67 mm  
1,334 St.




**FB486\_48 Floral Pattern 5**  
1.34 X 1.33 in.  
34.04 X 33.78 mm  
2,392 St.



**FB487\_48 Floral Pattern 6**  
3.02 X 3.02 in.  
76.71 X 76.71 mm  
9,748 St.



**FB488\_48 Blossom Appliqué**  
3.36 X 3.30 in.  
85.34 X 83.82 mm  
3,587 St.




**FB489\_48 Blossom Circle Centerpiece**  
4.30 X 4.24 in.  
109.22 X 107.70 mm  
14,841 St.

Design contains a loose fill.  
 Some white areas shown are not stitched.

Design is larger than 5" (127 mm) in either direction.  
 Design is smaller than 1.5" (38.1 mm) in either direction.

**Note:** Some designs in this collection may have been created using unique special stitches and/or techniques. To preserve design integrity when rescaling or rotating designs in your software, always rescale or rotate designs using the handles directly on-screen.




**FB490\_48 Blossom Corner**  
2.67 X 2.67 in.  
67.82 X 67.82 mm  
8,048 St. ❁



**FB491\_48 Blossom Border**  
1.25 X 6.52 in.  
31.75 X 165.61 mm  
10,653 St. ❁ L S



**FB492\_48 Large Blossoms Border**  
3.42 X 11.54 in.  
86.87 X 293.12 mm  
29,106 St. ❁ L



**FB493\_48 Large Floral Pattern**  
4.45 X 3.82 in.  
113.03 X 97.03 mm  
16,933 St. ❁



**FB494\_48 Love**  
2.57 X 3.28 in.  
65.28 X 83.31 mm  
6,560 St. ❁

❁ Design contains a loose fill.  
❁ Some white areas shown are not stitched.

L Design is larger than 5" (127 mm) in either direction.  
S Design is smaller than 1.5" (38.1 mm) in either direction.

Listings below indicate color sample, stitching order and suggested thread color number in Isacord, YLI Fine Metallic, Yenmet or YLI Variegated threads.

### FB470\_48 Cherry Blossoms

<b>Branch</b>	
■ 1. Branch.....	0132
□ 2. White Inside Petals.....	0015
■ 3. Pink Outer Petals.....	2250
■ 4. White Petal Shading.....	2363
■ 5. White Petal Outlines.....	2560
■ 6. Pink Petal Shading.....	2155
■ 7. Pink Petal Outlines.....	2153
■ 8. Yellow Flower Center.....	0713

### FB471\_48 Cherry Blossoms

<b>Branch 2</b>	
■ 1. Branch.....	0132
□ 2. White Inside Petals.....	0015
■ 3. Pink Inside Petals.....	2250
■ 4. White Petal Shading.....	2363
■ 5. White Petal Outlines.....	2560
■ 6. Pink Petal Shading.....	2155
■ 7. Pink Petal Outlines.....	2153
■ 8. Yellow Flower Center.....	0713

### FB472\_48 Cherry Blossoms

<b>Branch Large</b>	
■ 1. Branch.....	0132
□ 2. White Inside Petals.....	0015
■ 3. Pink Outside Petals.....	2250
■ 4. White Petal Shading.....	2363
■ 5. White Petal Outlines.....	2560
■ 6. Pink Petal Shading.....	2155
■ 7. Pink Petal Outlines.....	2153
■ 8. Yellow Flower Centers.....	0713

### FB473\_48 Cherry Blossoms

<b>Branch Small</b>	
■ 1. Branch.....	0132
□ 2. White Inside Petals.....	0015
■ 3. Pink Outside Petals.....	2250
■ 4. White Petal Shading.....	2363
■ 5. White Petal Outlines.....	2560
■ 6. Pink Petal Shading.....	2155
■ 7. Pink Petal Outlines.....	2153
■ 8. Yellow Center.....	0713

### FB474\_48 Cherry Blossoms

<b>Montage</b>	
■ 1. Gold Flowers & Designs.....	0643
■ 2. Branch.....	0132
□ 3. White Inside Petal.....	0015
■ 4. Pink Outside Flower.....	2250
■ 5. White Petal Shading.....	2363
■ 6. White Petal Outlines.....	2560
■ 7. Pink Petal Shading.....	2155
■ 8. Pink Petal Outlines.....	2153
■ 9. Yellow Flower Center.....	0713

### FB475\_48 Blossoms

<b>Branch 1</b>	
■ 1. Dark Gray Branch.....	0112
■ 2. Pink Flowers.....	2152

### FB476\_48 Blossoms

<b>Branch 2</b>	
■ 1. Branches.....	0142
■ 2. Flower.....	2152

### FB477\_48 Blossoms

<b>Branch 3</b>	
■ 1. Pink Branch & Flowers.....	2152
■ 2. Gray Flower.....	0112

### FB478\_48 Delicate Cherry

<b>Blossoms 1</b>	
■ 1. Single Color Design.....	2155

### FB479\_48 Delicate Cherry

<b>Blossoms 2</b>	
■ 1. Single Color Design.....	0643

### FB480\_48 Delicate Cherry

<b>Blossoms Branch</b>	
■ 1. Single Color Design.....	2152

### FB481\_48 Eastern Florals

■ 1. Light Gray Flowers.....	0142
■ 2. Dark Gray Flower Center Linework.....	0112
■ 3. Light Pink Flower & Linework.....	2155
■ 4. Dark Pink Flower Outlines.....	2152

### FB482\_48 Floral Pattern 1

■ 1. Single Color Design.....	0112
-------------------------------	------

### FB483\_48 Floral Pattern 2

■ 1. Single Color Design.....	2155
-------------------------------	------

### FB484\_48 Floral Pattern 3

■ 1. Single Color Design.....	0643
-------------------------------	------

### FB485\_48 Floral Pattern 4

■ 1. Single Color Design.....	2152
-------------------------------	------

### FB486\_48 Floral Pattern 5

■ 1. Single Color Design.....	0112
-------------------------------	------

### FB487\_48 Floral Pattern 6

■ 1. Small Gold Flowers.....	0643
■ 2. Pink Flower Outlines.....	2155

### FB488\_48 Blossom

<b>Appliqué</b>	
■ 1. Placement Stitch.....	0112
■ 2. Cut Line & Tackdown.....	0112
■ 3. Dark Gray Cover Stitch Border.....	0112
□ 4. White Linework & Center.....	0015

### FB489\_48 Blossom Circle

<b>Centerpiece</b>	
■ 1. Pink Flowers & Branches.....	2152
■ 2. Light Gray Design Work.....	0142
■ 3. Dark Gray Design Work.....	0112

### FB490\_48 Blossom Corner

■ 1. Pink Flowers & Branches.....	2152
■ 2. Light Gray Design Work.....	0142
■ 3. Dark Gray Design Work.....	0112

### FB491\_48 Blossom Border

■ 1. Pink Flowers & Branches.....	2152
■ 2. Light Gray Design Work.....	0142
■ 3. Dark Gray Design Work.....	0112

### FB492\_48 Large Blossoms

<b>Border</b>	
■ 1. Branch.....	0132
□ 2. White Inside Petals.....	0015
■ 3. Pink Outer Flowers.....	2250
■ 4. White Flower Shading.....	2363
■ 5. White Flower Outlines.....	2560
■ 6. Pink Flower Shading.....	2155
■ 7. Pink Flower Outlines.....	2153
■ 8. Yellow Flower Center.....	0713
■ 9. Light Gray Flowers.....	0142
■ 10. Gold Flowers.....	0643
■ 11. Dark Pink Flowers.....	2152

### FB493\_48 Large Floral

<b>Pattern</b>	
■ 1. Light Gray Flowers.....	0142
■ 2. Pink Flowers.....	2152
■ 3. Gray Satins.....	0108
■ 4. Gold Center.....	0643
■ 5. Dark Gray Satins.....	0112

### FB494\_48 Love

■ 1. Single Color Design.....	0112
-------------------------------	------

## Appliqué Instructions

1. Hoop your fabric and backing.
2. Sew the pattern/placement. **PHOTO 01**
3. Place a piece of appliqué fabric over the pattern/placement so that it is completely covered.
4. Sew the trim stitch/tackdown.
5. Carefully cut away the excess appliqué fabric. **PHOTO 02**
6. Sew the remainder of the design and repeat for any remaining pieces. **PHOTO 03**

