


Note: Some designs in this collection may have been created using unique special stitches and/or techniques. To preserve design integrity when rescaling or rotating designs in your software, always rescale or rotate designs using the handles directly on-screen.




CM500_48 Nursery Bird Appliqué 1
5.10 X 4.59 in.
129.54 X 116.59 mm
7,469 St. ❄️ L




CM501_48 Nursery Bird Appliqué 2
4.69 X 3.59 in.
119.13 X 91.19 mm
5,885 St. ❄️



CM502_48 Nursery Leaves Appliqué 1
6.06 X 2.96 in.
153.92 X 75.18 mm
4,996 St. ❄️ L




CM503_48 Nursery Leaves Appliqué 2
4.03 X 2.78 in.
102.36 X 70.61 mm
4,402 St. ❄️



CM504_48 Nursery Tree Appliqué
5.20 X 6.89 in.
132.08 X 175.01 mm
15,837 St. L



CM505_48 Nursery Snail Appliqué
4.28 X 3.27 in.
108.71 X 83.06 mm
7,362 St. ❄️



CM506_48 Nursery Turtle Appliqué
4.75 X 4.19 in.
120.65 X 106.43 mm
10,290 St. ❄️



CM507_48 Nursery Frog Appliqué
4.27 X 4.64 in.
108.46 X 117.86 mm
7,580 St.



CM508_48 Nursery Mushroom Appliqué
3.57 X 4.52 in.
90.68 X 114.81 mm
7,802 St. ❄️



CM509_48 Nursery Mushrooms Appliqué
6.52 X 3.60 in.
165.61 X 91.44 mm
9,968 St. ❄️ L




CM510_48 Nursery Lion Appliqué
4.40 X 4.45 in.
111.76 X 113.03 mm
10,612 St.



CM511_48 Nursery Monkey Appliqué
4.30 X 4.37 in.
109.22 X 111.00 mm
11,356 St.



CM512_48 Nursery Giraffe Appliqué
4.11 X 4.94 in.
104.39 X 125.48 mm
11,534 St.



CM513_48 Nursery Elephant Appliqué
4.35 X 4.56 in.
110.49 X 115.82 mm
9,831 St.



CM514_48 Nursery Alligator Appliqué
4.10 X 4.36 in.
104.14 X 110.74 mm
10,349 St.



CM515_48 Nursery Zebra Appliqué
4.10 X 4.31 in.
104.14 X 109.47 mm
11,530 St.



CM516_48 Nursery Star Appliqué
4.89 X 4.67 in.
124.21 X 118.62 mm
6,924 St.



CM517_48 JUMBO Nursery Guitar Appliqué
3.45 X 8.02 in.
87.63 X 203.71 mm
13,420 St. L



CM518_48 Nursery Drums Appliqué
4.78 X 6.11 in.
121.41 X 155.19 mm
16,028 St. ❄️ L



CM519_48 Nursery Note Appliqué 1
1.80 X 3.70 in.
45.72 X 93.98 mm
2,404 St.



CM520_48 Nursery Note Appliqué 2
3.07 X 3.85 in.
77.98 X 97.79 mm
4,461 St.

❄️ Design contains a loose fill.
❄️ Some white areas shown are not stitched.

L Design is larger than 5" (127 mm) in either direction.
S Design is smaller than 1.5" (38.1 mm) in either direction.

Listings below indicate color sample, stitching order and suggested thread color number in Isacord, YLI Fine Metallic, Yenmet or YLI Variegated threads.

CM500_48 Nursery Bird

Appliqué 1

- 1. Leaf Placement Stitch..... 5650
- 2. Cut Lines & Tackdown..... 5650
- 3. Leaf Veins..... 0015
- 4. Cover Stitches, Stems & Leaves..... 5650
- 5. Tummy Placement Stitch..... 2171
- 6. Cut Line & Tackdown..... 2171
- 7. Body Placement Stitch..... 2171
- 8. Cut Line & Tackdown..... 2171
- 9. Wing Placement Stitch..... 2171
- 10. Cut Line and Tackdown..... 2171
- 11. Cover Stitches & Linework..... 2171
- 12. Eye & Beak..... 5610

CM501_48 Nursery Bird

Appliqué 2

- 1. Tummy Placement Stitch..... 2171
- 2. Cut Line & Tackdown..... 2171
- 3. Body Placement Stitch..... 2171
- 4. Cut Line & Tackdown..... 2171
- 5. Wings Placement Stitch..... 2171
- 6. Cut Line & Tackdown..... 2171
- 7. Leaf..... 5650
- 8. Beak & Eye..... 5610
- 9. Cover Stitch & Linework..... 2171

CM502_48 Nursery Leaves

Appliqué 1

- 1. Top Leaf Placement Stitch..... 5650
- 2. Cut Line & Tackdown..... 5650
- 3. Bottom & Right Leaves Placement Stitches..... 5650
- 4. Cut Lines & Tackdowns..... 5650
- 5. Veins..... 0015
- 6. Cover Stitches & Green Veins.. 5650

CM503_48 Nursery Leaves

Appliqué 2

- 1. Leaf Placement Stitches..... 5650
- 2. Cut Lines & Tackdown..... 5650
- 3. Veins..... 0015
- 4. Cover Stitches & Green Veins.. 5650

CM504_48 Nursery Tree

Appliqué

- 1. Outside Leaf Placement Stitch..... 2171
- 2. Outside Cut Lines & Tackdown..... 2171
- 3. Center Leaf Placement Stitch... 2171
- 4. Center Cut Lines & Tackdown .. 2171
- 5. Trunk Placement Stitch..... 2171
- 6. Trunk Cut Line Tackdown..... 2171
- 7. White Leaf Outlines & Veins..... 0015
- 8. Green Leaf Outlines & Veins.... 5650
- 9. Cover Stitches..... 2171

CM505_48 Nursery Snail

Appliqué

- 1. Snail Placement Stitch..... 6151
- 2. Cut Lines & Tackdown..... 6151
- 3. Shell Placement Stitch..... 5822
- 4. Cut Line & Tackdown..... 5822
- 5. Snail Cover Stitch & Linework, Plant & Antennae..... 6151
- 6. Shell Cover Stitch & Eye..... 5822

CM506_48 Nursery Turtle

Appliqué

- 1. Turtle Placement Stitch..... 5822
- 2. Cut Line & Tackdown..... 5822
- 3. Shell Placement Stitch..... 0781
- 4. Cut Line & Tackdown..... 0781
- 5. Cover Stitch, Eye, & Toes..... 5822
- 6. Plant..... 6151
- 7. Cover Stitch & Linework..... 0781

CM507_48 Nursery Frog

Appliqué

- 1. Pad Placement Stitch..... 6151
- 2. Cut Line & Tackdown..... 6151
- 3. Frog Placement Stitch..... 5822
- 4. Cut Line & Tackdown..... 5822
- 5. Belly Placement Stitch..... 6151
- 6. Cut Line & Tackdown..... 6151
- 7. Belly & Pad Cover Stitch & Linework..... 6151
- 8. Frog Cover Stitch..... 5822

CM508_48 Nursery

Mushroom Appliqué

- 1. Stem Placement Stitch..... 0781
- 2. Cut Line & Tackdown..... 0781
- 3. Mushroom Head..... 6151
- 4. Cut Line & Tackdown..... 6151
- 5. Light Spot Placement Stitch.... 0781
- 6. Cut Line & Tackdown..... 0781
- 7. Dark Spots Placement Stitch.... 0781
- 8. Cut Lines & Tackdowns..... 0781
- 9. Stems & Spots Cover Stitches..... 0781
- 10. Mushroom Cover Stitch & Linework..... 6151

CM509_48 Nursery

Mushrooms Appliqué

- 1. Stems Placement Stitch..... 0781
- 2. Cut Lines & Tackdown..... 0781
- 3. Outer Placement Stitches..... 6151
- 4. Cut Lines & Tackdown..... 6151
- 5. Stem Cover Stitches..... 0781
- 6. Center Placement Stitches..... 6151
- 7. Cut Line & Tackdown..... 6151
- 8. Center Linework..... 5822
- 9. Cap Cover Stitches, Outside Linework, & Plants..... 6151

CM510_48 Nursery Lion

Appliqué

- 1. Background Placement Stitch .. 0731
- 2. Cut Line & Tackdown..... 0731
- 3. Mane Placement Stitch..... 0731
- 4. Cut Line & Tackdown..... 0731
- 5. Lion Placement Stitch..... 0731
- 6. Cut Line & Tackdown..... 0731
- 7. Mane Linework, Ears & Tail Tip..... 0731
- 8. Border Cover Stitch..... 5822
- 9. Lion Cover Stitch..... 0721
- 10. Face..... 0862

CM511_48 Nursery Monkey

Appliqué

- 1. Background Placement Stitch .. 2655
- 2. Cut Lines & Tackdown..... 2655
- 3. Body Placement Stitch..... 2655
- 4. Cut Line & Tackdown..... 2655
- 5. Face, Hands & Chest Placement Stitches..... 2655
- 6. Cut Lines & Tackdown..... 2655
- 7. Ears & Tail..... 2655
- 8. Border Cover Stitch..... 4152
- 9. Body Cover Stitch..... 3241
- 10. Face..... 2674

CM512_48 Nursery Giraffe

Appliqué

- 1. Background Placement Stitch .. 0731
- 2. Cut Line & Tackdown..... 0731
- 3. Body Placement Stitch..... 0731
- 4. Cut Line & Tackdown..... 0731
- 5. Muzzle Placement Stitch..... 0731
- 6. Cut Line & Tackdown..... 0731
- 7. Feet Placement Stitch..... 0731
- 8. Cut Line & Tackdown..... 0731
- 9. Tail, Spots & Ears..... 0731
- 10. Border Cover Stitch..... 3040
- 11. Horns, Mane, Eyes, Nostrils & Mouth..... 1061
- 12. Body Cover Stitch..... 1161

CM513_48 Nursery

Elephant Appliqué

- 1. Background Placement Stitch .. 0643
- 2. Cut Line & Tackdown..... 0643
- 3. Ears Placement Stitch..... 0643
- 4. Cut Line & Tackdown..... 0643
- 5. Elephant Placement Stitch..... 0643
- 6. Cut Line & Tackdown..... 0643
- 7. Border Cover Stitch..... 0643
- 8. Elephant Cover Stitch..... 3750
- 9. Eyes & Hair..... 0131

CM514_48 Nursery

Alligator Appliqué

- 1. Background Placement Stitch .. 0672
- 2. Cut Line & Tackdown..... 0672
- 3. Body Placement Stitch..... 0672
- 4. Cut Line & Tackdown..... 0672
- 5. Feet & Chest Placement Stitch..... 0672
- 6. Cut Line & Tackdown..... 0672
- 7. Nails & Spots..... 0672
- 8. Eyes & Spine..... 6133
- 9. Border Cover Stitch..... 3750
- 10. Teeth..... 0970
- 11. Alligator Cover Stitch..... 0442

CM515_48 Nursery Zebra

Appliqué

- 1. Background Placement Stitch .. 2764
- 2. Cut Line & Tackdown..... 2764
- 3. Body Placement Stitch..... 2764
- 4. Cut Line & Tackdown..... 2764
- 5. Muzzle & Hooves Placement Stitch..... 2764
- 6. Cut Line & Tackdown..... 2764
- 7. Mane, Tail, & Nose..... 2764
- 8. Stripes, Tail, Eyes & Mouth..... 0112
- 9. Border Cover Stitch..... 1761
- 10. Body Cover Stitch..... 0131

CM516_48 Nursery Star

Appliqué

- 1. Outer Star Placement Stitch..... 3641
- 2. Cut Line & Tackdown..... 3641
- 3. Inner Star Placement Stitch..... 3641
- 4. Cut Line & Tackdown..... 3641
- 5. Outer Star Cover Stitch..... 3641
- 6. Inner Star Cover Stitch..... 0015

CM517_48 JUMBO Nursery

Guitar Appliqué

- 1. Neck & Star Placement Stitch .. 0015
- 2. Cut Line & Tackdown..... 0015
- 3. Head & Body Placement Stitch..... 0015
- 4. Neck & Star Placement..... 0015
- 5. Knobs & Hardware..... 0015
- 6. Guitar Cover Stitch..... 3641
- 7. Strings..... 0015

CM518_48 Nursery

Drums Appliqué

- 1. Center Drum Placement Stitch..... 0862
- 2. Cut Line & Tackdown..... 0862
- 3. Star & Side Drums Placement Stitch..... 0862
- 4. Cut Line & Tackdown..... 0862
- 5. Stands & Trim..... 0862
- 6. Cymbals..... 3652
- 7. Star Cover Stitch, Trim & Rims..... 0015
- 8. Drums Cover Stitch..... 3641

CM519_48 Nursery Note

Appliqué 1

- 1. Placement Stitch..... 0862
- 2. Cut line & Tackdown..... 0862
- 3. Brown Circle..... 0862
- 4. White Shapes..... 0015
- 5. Cover Stitch..... 3641

CM520_48 Nursery Note

Appliqué 2

- 1. Placement Stitch..... 0862
- 2. Cut Line & Tackdown..... 0862
- 3. Brown Circles..... 0862
- 4. White Shapes..... 0015
- 5. Cover Stitches..... 3641

CUT IN PLACE METHOD

1. Hoop your fabric and backing
2. Sew the pattern/placement. PHOTO 1
3. Place a piece of appliqué fabric over the pattern/placement so that it is completely covered.
4. Sew the trim stitch/tackdown
5. Carefully cut away the excess appliqué fabric. PHOTO 2
6. Sew the remainder of the design and repeat for any remaining pieces. PHOTO 3

