




Note: Some designs in this collection may have been created using unique special stitches and/or techniques. To preserve design integrity when rescaling or rotating designs in your software, always rescale or rotate designs using the handles directly on-screen.





12418_01 White-Tailed Fawn
4.26 X 4.94 in.
108.20 X 125.48 mm
18,245 St.  





12418_02 Baby Grey Squirrel
2.87 X 2.94 in.
72.90 X 74.68 mm
12,687 St. 





12418_03 Baby Beaver
3.17 X 3.96 in.
80.52 X 100.58 mm
13,796 St.  




12418_04 Cougar Cub
3.42 X 3.37 in.
86.87 X 85.60 mm
15,434 St.  





12418_05 Baby Raccoon
3.64 X 3.18 in.
92.46 X 80.77 mm
16,297 St.  





12418_06 Baby Chipmunk
2.75 X 2.86 in.
69.85 X 72.64 mm
9,881 St. 





12418_07 Coyote Pup
3.59 X 3.46 in.
91.19 X 87.88 mm
16,854 St.  





12418_08 Baby Skunk
3.32 X 3.20 in.
84.33 X 81.28 mm
11,430 St.  





12418_09 Wolf Pup
3.59 X 4.22 in.
91.19 X 107.19 mm
17,491 St.  







12418_10 Fox Kit
2.82 X 3.78 in.
71.63 X 96.01 mm
12,803 St.  



12418_11 Baby Badger
3.96 X 2.34 in.
100.58 X 59.44 mm
13,654 St.  



12418_12 Bobcat Cub
3.64 X 3.48 in.
92.46 X 88.39 mm
17,924 St.  

 Design contains a loose fill.
 Some white areas shown are not stitched.

L Design is larger than 5" (127 mm) in either direction.
S Design is smaller than 1.5" (38.1 mm) in either direction.

Note: Some designs in this collection may have been created using unique special stitches and/or techniques. To preserve design integrity when rescaling or rotating designs in your software, always rescale or rotate designs using the handles directly on-screen.



12418_13 Baby Bunny
3.65 X 2.18 in.
92.71 X 55.37 mm
9,124 St.



12418_14 Baby Deer Appliqué Square
2.82 X 3.04 in.
71.63 X 77.22 mm
12,539 St.



12418_15 Baby Fox Appliqué Square
2.85 X 2.90 in.
72.39 X 73.66 mm
13,496 St.



12418_16 Baby Bear Appliqué Square
2.85 X 2.87 in.
72.39 X 72.90 mm
12,036 St.



12418_17 Linework Fawn
4.25 X 4.74 in.
107.95 X 120.40 mm
4,395 St.



12418_18 Linework Raccoon
3.66 X 3.18 in.
92.96 X 80.77 mm
4,530 St.



12418_19 Linework Chipmunk
2.58 X 2.78 in.
65.53 X 70.61 mm
3,244 St.



12418_20 Linework Wolf Cub
3.74 X 4.18 in.
95.00 X 106.17 mm
4,430 St.



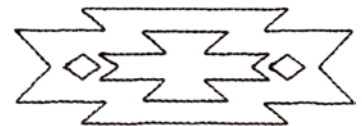
12418_21 Linework Fox
2.90 X 3.76 in.
73.66 X 95.50 mm
3,688 St.



12418_22 Linework Border 1
1.33 X 5.50 in.
33.78 X 139.70 mm
2,547 St. **L S**



12418_23 Linework Border 2
1.33 X 4.78 in.
33.78 X 121.41 mm
1,963 St. **S**



12418_24 Linework Motif
3.29 X 1.13 in.
83.57 X 28.70 mm
930 St. **S**



Design contains a loose fill.
 Some white areas shown are not stitched.

L Design is larger than 5" (127 mm) in either direction.
S Design is smaller than 1.5" (38.1 mm) in either direction.

Note: Some designs in this collection may have been created using unique special stitches and/or techniques. To preserve design integrity when rescaling or rotating designs in your software, always rescale or rotate designs using the handles directly on-screen.



12418_25 Grass & Flowers Border

1.01 X 5.54 in.
25.65 X 140.72 mm
3,013 St.   **L S**





12418_26 Flower Bouquet

.81 X 1.23 in.
20.57 X 31.24 mm
839 St. **S**



12418_27 Single Flower

.52 X .99 in.
13.21 X 25.15 mm
345 St. **S**

 Design contains a loose fill.
 Some white areas shown are not stitched.

L Design is larger than 5" (127 mm) in either direction.
S Design is smaller than 1.5" (38.1 mm) in either direction.

Listings below indicate color sample, stitching order and suggested thread color number. Most numbers indicate Isacord thread. However, colors beginning with 20501 refer to YLI Fine Metallics, 7 refer to Yenmet Metallic, 8 refer to YLI Variations Variegated Thread and 9 refer to Isacord Multicolor Variegated.

12418_01 White-Tailed Fawn

1. White Details.....	0101
2. Tan Details.....	1133
3. Light Tan Details.....	1141
4. Brown Details.....	1154
5. Pink Details.....	2160
6. Dark Brown Details.....	1355
7. Black Details.....	0020
8. Grey Details.....	0138
9. Light Green Grass.....	6141
10. Dark Green Grass.....	5822

12418_02 Baby Grey Squirrel

1. White Details.....	0101
2. Light Grey Details.....	0170
3. Grey Brown Details.....	0861
4. Light Brown Details.....	1161
5. Light Brown Details.....	1123
6. Dark Grey Brown Details.....	0862
7. Dark Brown Details.....	0933
8. Pink Details.....	2160
9. Dark Grey Details.....	1375
10. Black Details.....	0020
11. Light Green Grass.....	6141
12. Dark Green Grass.....	5822

12418_03 Baby Beaver

1. Off White Details.....	0870
2. Brown Details.....	1055
3. Light Brown Details.....	1123
4. Tan Details.....	0842
5. Brown Details.....	1154
6. Medium Brown Details.....	0853
7. Dark Brown Details.....	0945
8. Black Details.....	4174
9. White Details.....	0101
10. Light Green Grass.....	6141
11. Dark Green Grass.....	5822

12418_04 Cougar Cub

1. White Details.....	0101
2. Light Yellow Details.....	0270
3. Light Tan Details.....	0851
4. Gold Details.....	0922
5. Dark Tan Details.....	0941
6. Brown Details.....	1134
7. Dark Brown Details.....	1346
8. Pink Details.....	2155
9. Nose.....	2051
10. Eyes.....	4332
11. Black Details.....	4174
12. Light Green Grass.....	6141
13. Dark Green Grass.....	5822

12418_05 Baby Raccoon

1. White Details.....	0101
2. Off White Details.....	0870
3. Light Grey Details.....	0151
4. Light Brown Details.....	1172
5. Light Grey Brown Details.....	0874
6. Grey Brown Details.....	0862
7. Dark Grey Brown Details.....	0776
8. Dark Grey Details.....	0132
9. Black Details.....	0020
10. Light Green Grass.....	6141
11. Dark Green Grass.....	5822

12418_06 Baby Chipmunk

1. White Details.....	0101
2. Pink Details.....	2170
3. Nut.....	0552
4. Off White Details.....	0781
5. Light Tan Details.....	1140
6. Tan Details.....	1141
7. Dark Tan Details.....	1133
8. Grey Brown Details.....	1874
9. Brown Details.....	1154
10. Dark Grey Details.....	4174
11. Black Details.....	0020
12. Light Green Grass.....	6141
13. Dark Green Grass.....	5822

12418_07 Coyote Pup

1. White Details.....	0101
2. Off White Details.....	0761
3. Light Brown Details.....	1123
4. Light Gray Brown Details.....	0722
5. Medium Brown Details.....	0853
6. Grey Brown Details.....	0776
7. Dark Grey Brown Details.....	1874
8. Black Details.....	0020
9. Light Green Grass.....	6141
10. Dark Green Grass.....	5822

12418_08 Baby Skunk

1. Off White Details.....	0970
2. Dark Grey Details.....	4174
3. Medium Grey Details.....	0111
4. Black Details.....	0020
5. Medium Grey Details.....	0108
6. White Details.....	0015
7. Light Green Grass.....	6141
8. Dark Green Grass.....	5822

12418_09 Wolf Pup

1. Light Green Grass.....	6141
2. Dark Green Grass.....	5822
3. Off White Details.....	0101
4. Light Grey Details.....	0170
5. Grey Brown Details.....	0873
6. Medium Grey Details.....	0108
7. Dark Grey Details.....	0111
8. Eyes.....	0821
9. Black Details.....	0020
10. Blue Grey Details.....	4071

12418_10 Fox Kit

1. Light Green Grass.....	6141
2. Dark Green Grass.....	5822
3. Off White Details.....	0970
4. White Details.....	0015
5. Light Yellow Details.....	0660
6. Gold Details.....	0922
7. Red Brown Details.....	1115
8. Light Tan Details.....	0851
9. Medium Brown Details.....	0853
10. Dark Brown Details.....	0945
11. Dark Grey Details.....	4174
12. Tan Details.....	1140

12418_11 Baby Badger

1. Off White Details.....	0101
2. Off White Details.....	0970
3. Medium Grey Details.....	0108
4. Light Grey Details.....	3770
5. Grey Details.....	0142
6. Dark Grey Details.....	0138
7. Dark Grey Details.....	4174
8. Black Details.....	0020
9. White Details.....	0015
10. Light Green Grass.....	6141
11. Dark Green Grass.....	5822

12418_12 Bobcat Cub

1. Light Green Grass.....	6141
2. Dark Green Grass.....	5822
3. Off White Details.....	0870
4. Light Brown Details.....	1172
5. Brown Details.....	1123
6. White Details.....	0015
7. Medium Brown Details.....	0853
8. Dark Brown Details.....	1346
9. Eyes.....	4625
10. Black Details.....	0020

12418_13 Baby Bunny

1. Light Green Grass.....	6141
2. Dark Green Grass.....	5822
3. Off White Details.....	0970
4. Light Brown Details.....	1123
5. Medium Brown Details.....	0853
6. Pink Details.....	2250
7. Brown Details.....	1055
8. Black Details.....	0020
9. Dark Brown Details.....	0945

12418_14 Baby Deer Appliqué Square

1. Placement Stitch.....	0020
2. Cut Line & Tackdown.....	0020
3. White Details.....	0101
4. Tan Details.....	1133
5. Brown Details.....	1154
6. Light Tan Details.....	1141
7. Dark Brown Details.....	1355
8. Black Details.....	0020
9. Grey Details.....	0138
10. Cover Stitch.....	4174

12418_15 Baby Fox Appliqué Square

1. Placement Stitch.....	0020
2. Cut Line & Tackdown.....	0020
3. Off White Details.....	0970
4. White Details.....	0015
5. Light Yellow Details.....	0660
6. Brown Details.....	0922
7. Red Brown Details.....	1115
8. Medium Brown Details.....	0853
9. Dark Brown Details.....	0945
10. Brown Grey Details.....	1874
11. Black Details.....	0020
12. Cover Stitch.....	4174



Baby Woodland

#12418 / 27 Designs

Listings below indicate color sample, stitching order and suggested thread color number. Most numbers indicate Isacord thread. However, colors beginning with 20501 refer to YLI Fine Metallics, 7 refer to Yenmet Metallic, 8 refer to YLI Variations Variegated Thread and 9 refer to Isacord Multicolor Variegated.

12418_16 Baby Bear Appliqué Square

■ 1. Placement Stitch.....	0020
■ 2. Cut Line & Tackdown.....	0020
■ 3. Light Brown Details.....	0722
■ 4. Tan Details.....	0851
■ 5. Brown Grey Details.....	1874
■ 6. Dark Tan Details.....	0842
■ 7. Dark Brown Grey Details.....	1375
■ 8. Dark Grey Details.....	4174
■ 9. Black Details.....	0020
■ 10. Ears.....	1761
□ 11. White Details.....	0015
■ 12. Cover Stitch.....	4174

12418_17 Linework Fawn

■ 1. Single Color Design.....	0020
-------------------------------	------

12418_18 Linework Raccoon

■ 1. Single Color Design.....	0020
-------------------------------	------

12418_19 Linework Chipmunk

■ 1. Single Color Design.....	0020
-------------------------------	------

12418_20 Linework Wolf Cub

■ 1. Single Color Design.....	0020
-------------------------------	------

12418_21 Linework Fox

■ 1. Single Color Design.....	0020
-------------------------------	------

12418_22 Linework Border 1

■ 1. Single Color Design.....	0020
-------------------------------	------

12418_23 Linework Border 2

■ 1. Single Color Design.....	0020
-------------------------------	------

12418_24 Linework Motif

■ 1. Single Color Design.....	0020
-------------------------------	------

12418_25 Grass & Flowers Border

■ 1. Light Green Grass.....	6141
■ 2. Dark Green Grass & Leaves.....	5822
■ 3. Flowers.....	2250

12418_26 Flower Bouquet

■ 1. Light Green Stem.....	6141
■ 2. Dark Green Leaves & Stems.....	5822
■ 3. Flowers.....	2250



12418_27 Single Flower

■ 1. Stem & Leaf.....	5822
■ 2. Flower.....	2250

Note: Appliqué fabric not included.

Cut-in-Place Appliqué Instructions

1. Hoop your fabric and backing.
2. Sew the pattern/placement. **PHOTO 1**
3. Place a piece of appliqué fabric over the pattern/placement so that it is completely covered.
4. Sew the trim stitch/tackdown.
5. Carefully cut away the excess appliqué fabric. **PHOTO 2**
6. Sew the remainder of the design and repeat for any remaining pieces. **PHOTO 3**



Pre-Cut Appliqué Instructions

1. Print out the necessary pages from the PDF of the appliqué pattern(s).
2. Mark the right side of the pattern pieces so you'll know which direction to lay the pattern on the fabric.
3. Lightly spray the wrong side of the pattern pieces with temporary adhesive spray and allow it to set for a few minutes.
4. Place the pattern pieces on the right side of the fabric and carefully cut them out. **PHOTO 1**
5. Sew the placement stitch on your hooped fabric. **PHOTO 2**
6. With the paper still stuck to the right side of the appliqué fabric, spray the wrong side of the fabric with temporary spray adhesive.
7. Place the fabric inside the sewing placement stitch so that it matches the stitching line then remove the paper pattern. **PHOTO 3**
8. Sew the tackdown. **PHOTO 4**
9. Sew the remainder of the design and repeat for any remaining pieces. **PHOTO 5**

NOTE: The patterns are sized for the designs as they were made. If you resize the design, you will need to resize the pattern the same amount. You can print out the pattern at the normal size then copy it on a copy machine at the changed size, i.e. resize the designs to 80%, resize the printed pattern to 80%.

TIP: When Printing the patterns, make sure that the “Fit to page” option is UNCHECKED in the Print Dialog Box. If this option is checked the printed patterns will not be actual size.

